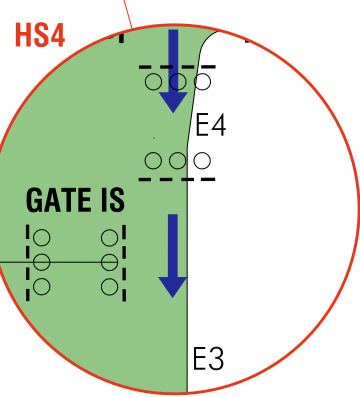
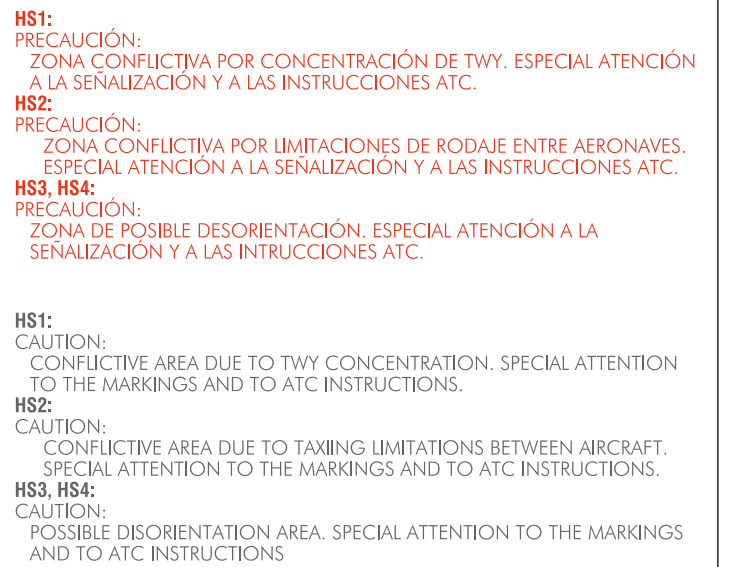
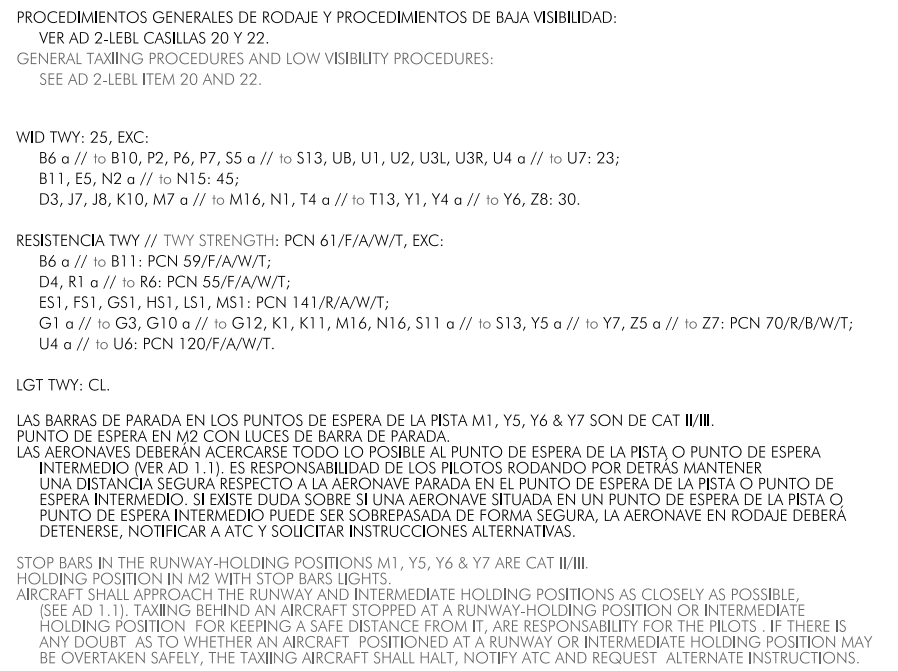




VAR 1^ª E (2020)

RÉGIMEN DE VARIACIÓN ANUAL:
ANNUAL RATE OF CHANGE:
7.5' E



ZONA NO VISIBLE DESDE TWR AREA NOT VISIBLE FROM TWR	
BARRAS DE NO INTRUSIÓN NO INTRUSION BARS	XXX
ZONA NO UTILIZABLE AREA NOT USABLE	
BDRY FREQ GMC	- -

CLAVE LUGARES CRÍTICOS HOT SPOT LEGEND	
	LUGAR CRÍTICO HOT SPOT
	RWY
	TWY
	ENTRADA/SALIDA DE RWY RWY ENTRY/EXIT
	SENTIDO DE RODAJE TAXIING DIRECTION